

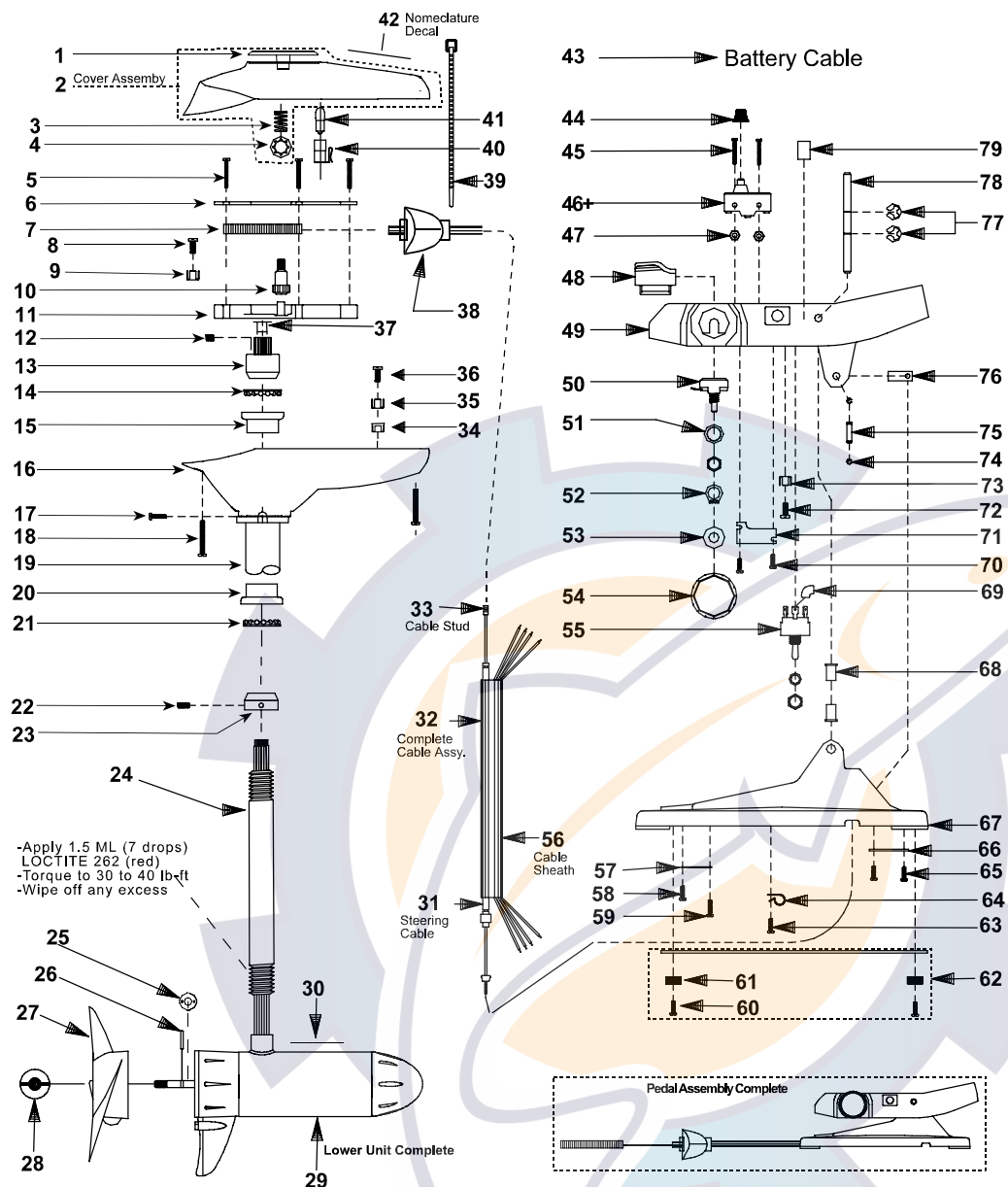
**Model: ENERGY**  
**EF67**

**SPECIFICATIONS:**

|               |              |
|---------------|--------------|
| Year of Intro | 2000         |
| Thrust        | 67LBS        |
| Volts         | 12/24VDC     |
| Amp Draw      | 0 to 34 amps |
| Mount         | 20 Bow       |
| Speeds        | 10 Fwd       |

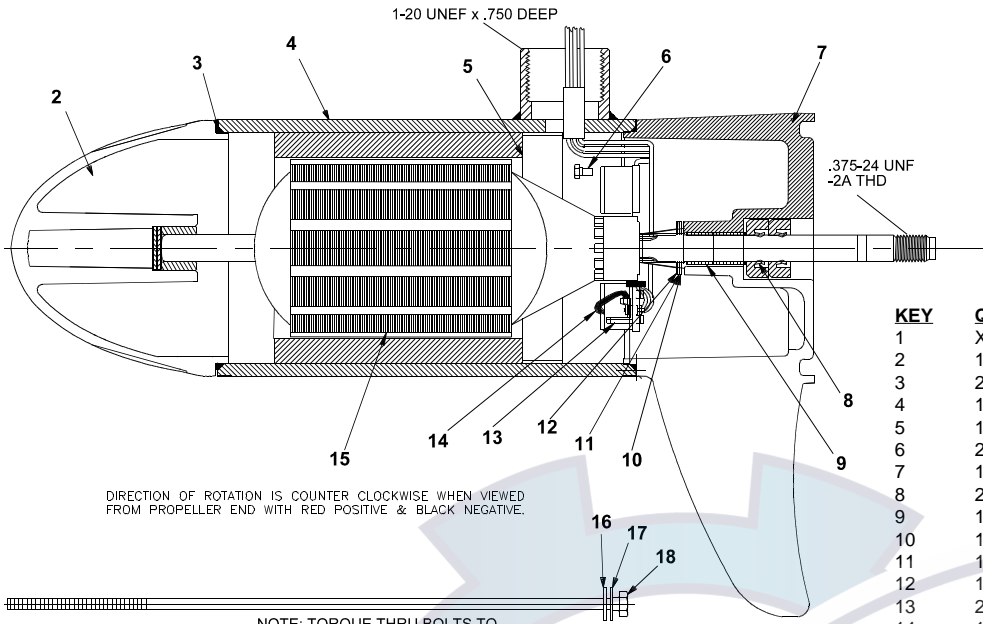
**PARTS ORDERING & TECH ASSISTANCE**

MotorGuide Consumer Relations  
 Phone 918-831-6989  
 Fax 800-982-8093



| KEY | DESCRIPTION              | PART #   | 31 | 63" CONTROL CABLE STUD ASY | 9377      | 59 | 6 X 1/2 SCREW         | AF135-01  |
|-----|--------------------------|----------|----|----------------------------|-----------|----|-----------------------|-----------|
| 1   | RED INDICATOR            | AF078-08 | 31 | 69" CONTROL CABLE STUD ASY | 9767      | 60 | 6 X 1/2 SCREW         | AF135-01  |
| 2   | T/H COVER COMPLETE BLACK | EF053-17 | 32 | 63" CONTROL CABLE ASY      | AP327-16  | 61 | FOOT PEDAL PAD        | KP023-01  |
| 3   | COMPRESSION SPRING       | AF014-01 | 32 | 69" CONTROL CABLE ASY      | AP327-18  | 62 | WEIGHT PLATE ASY      | LP3123-01 |
| 4   | TINNERMAN CLIP           | AF046-01 | 33 | CONTROL CABLE STUD         | AP141-01  | 63 | 6 X 1/2 SCREW         | AF135-01  |
| 5   | #6 RACK GUIDE SCREW      | XF133-01 | 34 | ON SERT PAL NUT            | TT098-03  | 64 | CABLE CLAMP           | KP036-01  |
| 6   | RACK GUIDE COVER         | AF127-01 | 35 | TERMINAL ( 4 PRONG)        | FT160-03  | 65 | SCREW                 | IR133-01  |
| 7   | RACK                     | AP125-01 | 36 | #10 X 1/2 SCREW            | RT133-03  | 66 | BATTERY CLAMP         | KP036-02  |
| 8   | #10 X 1/2 SCREW          | RT133-03 | 37 | PINION NUT BUSHING         | AF021-01  | 67 | FOOT PEDAL BASE       | LP003-01  |
| 9   | TERMINAL (4 PRONG)       | FT160-03 | 38 | GROMMET                    | AP071-02  | 68 | SHAFT BUSHING         | KP021-01  |
| 10  | INDICATOR GEAR           | AF069-01 | 39 | CABLE TIE                  | AF030-01  | 69 | INSULATING SLEEVE     | AT080-01  |
| 11  | RACK GUIDE               | AF126-01 | 40 | LAMP HOLDER                | AF394-01  | 70 | 6 X 1/2 SCREW         | AF135-01  |
| 12  | 1/4 NUT SET SCREW        | AF142-01 | 41 | LAMP                       | AF093-02  | 71 | RETAINER PLATE        | LP123-03  |
| 13  | PM PINION NUT            | AF398-01 | 42 | NOMENCLATURE               | BF056-15  | 72 | #10X1/2 SCREW         | RT133-03  |
| 14  | BEARING                  | FM005-01 | 43 | BATTERY CABLE ASY          | KP328-09  | 73 | ON SERT PAL NUT       | TT098-03  |
| 15  | BEARING CUP              | AF007-01 | 44 | MICRO SWITCH BOOT          | KP157-01  | 74 | E RING                | FP046-01  |
| 16  | T/H BASE BLACK           | EF004-16 | 45 | #6 32 X 1 1/2 SCREW        | LP135-01  | 75 | CABLE PIVOT PIN       | AP105-01  |
| 17  | RIVET                    | LF111-03 | 46 | MICRO SWITCH               | AP151-01  | 76 | CABLE PIVOT           | LP091-01  |
| 18  | #8 X 5/8 SCREW           | AT141-01 | 47 | 6 - 32 NUT S.S             | SP098-02  | 77 | .312 E RING           | BK046-02  |
| 19  | 42/50" OUTER TUBE        | AF165-06 | 48 | MICRO BUTTON               | LP026-01  | 78 | FOOT PEDAL ROCKER PIN | LP102-01  |
| 20  | BEARING CUP              | FM007-01 | 49 | FOOT PEDAL                 | LP101-03  | 79 | SWITCH DECAL          | LP057-04  |
| 21  | BEARING                  | FM005-01 | 50 | ROTARY SWITCH              | HF150-01  |    |                       |           |
| 22  | CONE SET SCREW           | AF143-01 | 51 | LOCK WASHER 3/8            | KP171-01  |    |                       |           |
| 23  | BEARING CONE             | AF006-01 | 52 | GRIP RING                  | LP046-01  |    |                       |           |
| 24  | 42" .105 SS F/O COLUMN   | AF049-09 | 53 | NYLON WASHER               | AK171-02  |    |                       |           |
| 25  | MONOFILAMENT WASHER      | AR175-01 | 54 | SPEED KNOB                 | LP082-08  |    |                       |           |
| 26  | PROP DRIVE PIN           | BR102-01 | 55 | TOGGLE SWITCH 3 POSITIONS  | FP153-03  |    |                       |           |
| 27  | PROP                     | AF124-12 | 56 | 69" ELECTRIC CABLE JACKET  | MM9006-03 |    |                       |           |
| 28  | PROP NUT                 | AR099-01 | 57 | 63" ELECTRIC CABLE JACKET  | MM9006-02 |    |                       |           |
| 29  | MOTOR                    | VF397-01 | 58 | CABLE PLATE                | KP123-01  |    |                       |           |
| 30  | LOWER UNIT DECAL         | ET060-07 |    | #6 SELF TAP SCREW          | EK135-01  |    |                       |           |

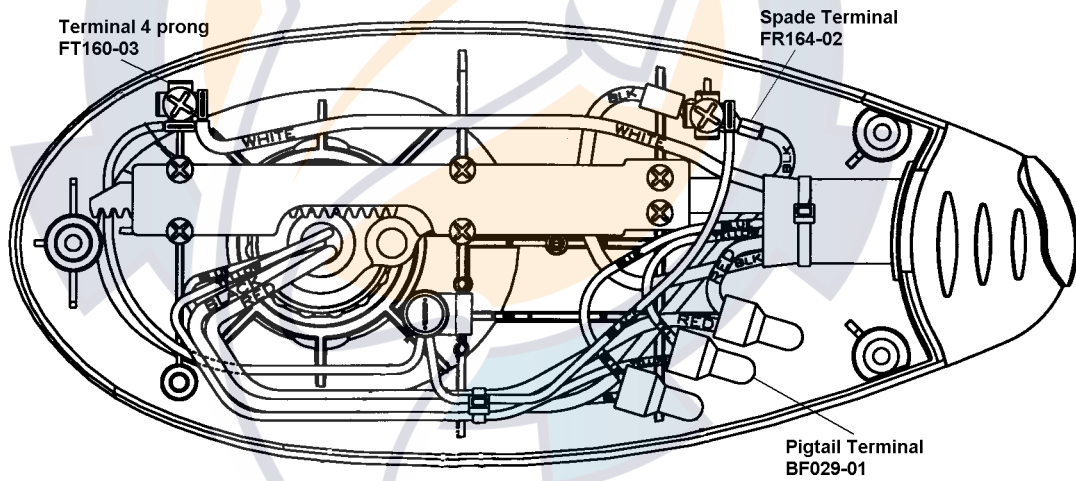
Model:  
**EF67**



NOTE: TORQUE THRU BOLTS TO 40 TO 50 INCH LBS.

| KEY | QTY | DESCRIPTION           | PART NO.  |
|-----|-----|-----------------------|-----------|
| 1   | X   | MOTOR                 | VF397-01  |
| 2   | 1   | NOSE CAP              | XF3212-01 |
| 3   | 2   | O RING SEAL           | MR217-01  |
| 4   | 1   | HOUSING ASY           | UF3210-01 |
| 5   | 1   | RETAINER              | JF233-01  |
| 6   | 2   | BRUSH CARD SCREW      | MR228-01  |
| 7   | 1   | COMM CAP              | VF3205-01 |
| 8   | 2   | SHAFT SEAL            | MR223-01  |
| 9   | 1   | BEARING               | MR206-01  |
| 10  | 1   | NYLATRON WASHER       | MR226-01  |
| 11  | 1   | WASHER                | MR227-01  |
| 12  | 1   | E RING                | MR219-02  |
| 13  | 2   | BRUSH SPRINGS         | MR214-02  |
| 14  | 1   | BRUSH ASY LESS SPRING | VF3201-01 |
| 15  | 1   | ARMATURE              | UF3207-01 |
| 16  | 4   | STATIC SEAL           | MR222-01  |
| 17  | 4   | THRU BOLT WASHER      | MR216-01  |
| 18  | 2   | THRU BOLT             | MR218-02  |

**WIRING**



FOOT PEDAL

TOP HOUSING

